



Tess 440 External wire guided tension system



Applications

Tess 440 is primarily designed for commercial buildings such as offices, shops, hotels and airports as well as glazed structures such as conservatories, winter gardens and restaurants.

The Tess 440 is suitable for rectangular fabric shades installed externally in front of or above horizontal and vertical glazing, including drawing vertically bottom to top.

A stainless steel wire acts as both a guide and restraint for the hembar and eliminates the need for relieving rollers or other forms of intermediate fabric support.

Design Specifications

- A single 85mm galvanized steel roller incorporating both the drive motor and the spring compensation cassette with integral tension adjustment gear.
- Extruded aluminium hem bar supporting the free end of the fabric.
- Extruded aluminium headbox.

- Two 5mm diameter stainless steel cables.
- A continuous nylon coated tension to deploy and retract the blind.
- Two 6.5m capacity cable drums, one on either end of the fabric roller.

Design Options

- Relieving roller for intermediate fabric support.

Finishes

- Aluminium components - polyester powder finish, 30% gloss.
- Steel - galvanised against corrosion.

Installation Option

- Available with either with back fix or bottom fix headbox and return pulleys.

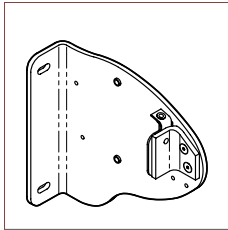
Maximum width: 4m

Maximum draw: 6.5m

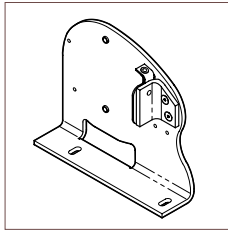
Maximum fabric area: 16m²

Maximum fabric weight: 450g/m²

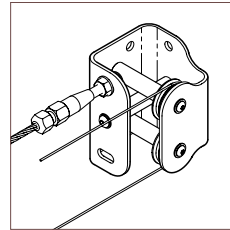
Tess 440 Components



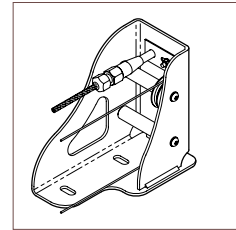
1 Headbox back fix



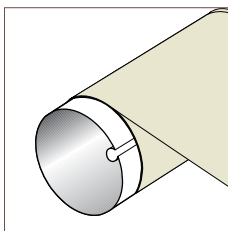
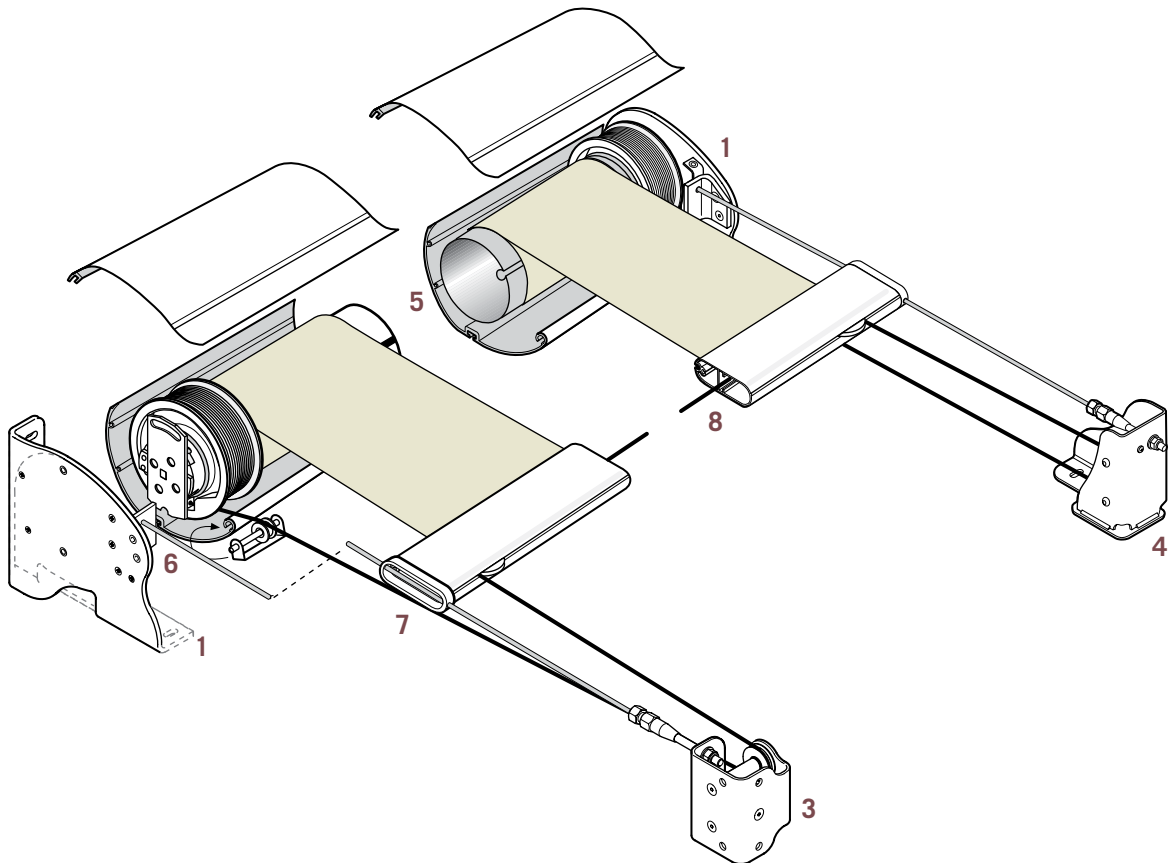
2 Headbox bottom fix



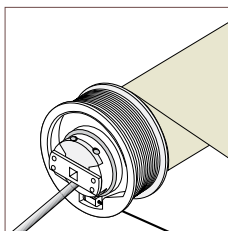
3 Return pulley back fix



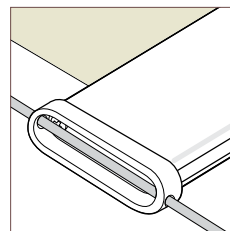
4 Return pulley bottom fix



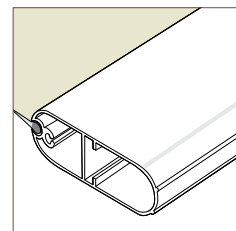
5 Fabric roller



6 Motor with cable spool
without mounting plate



7 Hem bar end cap



8 Hem bar

Tess 440 Technical specifications

System dimensions

Maximum width	(m)	4
Maximum draw	(m)	6.5
Maximum fabric area	(m ²)	16

Motor

Torque	(Nm)	15
Current		0.65amps
Supply		230 v AC single phase
Other voltages and frequencies available on request		

System weights and structural loading

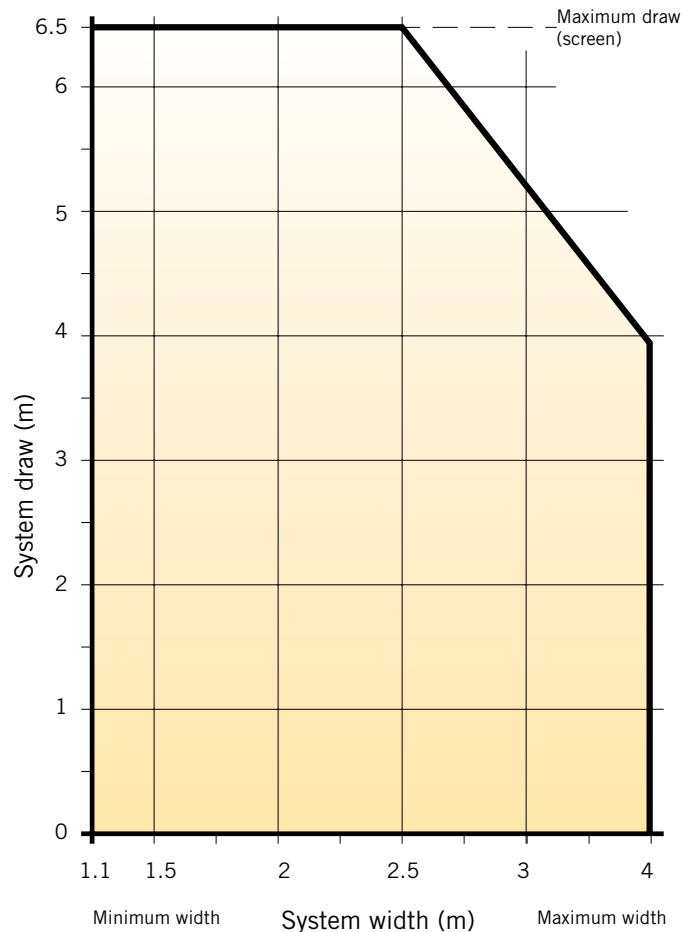
Base weight for a 1m wide system - 18Kg,
additional metre width - 8Kg

Load created by fabric tension & guide wire -
100Kg per anchor point

Wind speed 11 metres/sec max.

Max. draw with Back fix return pulleys 5.0m

Max. draw with Bottom fix return pulleys 6.5m



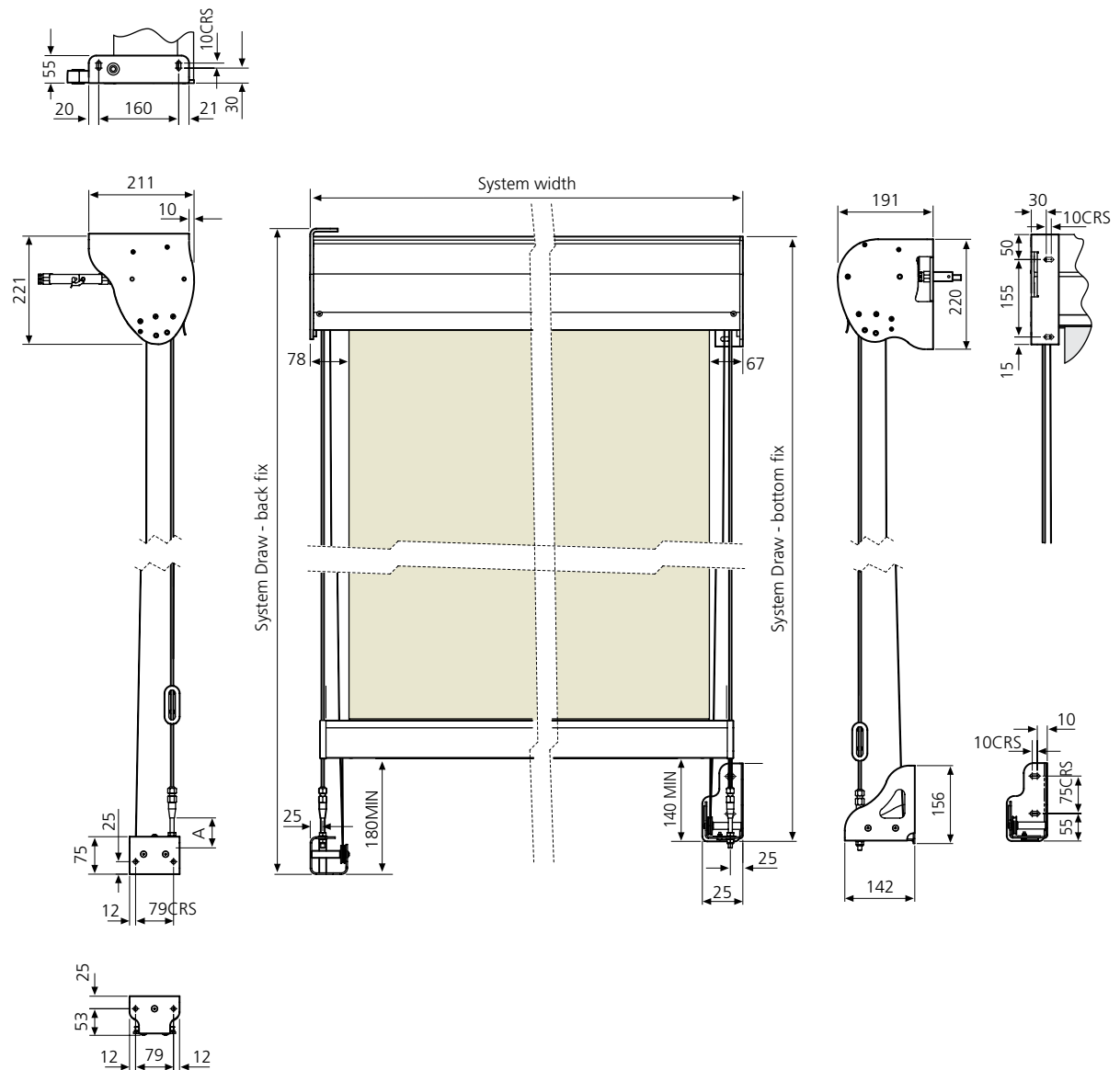
Maximum fabric area 16m²

Maximum fabric weight 450g/m²

Minimum width Std motor 1080mm

Minimum width Radio motor 1230mm

Tess 440 Installation



All measurements in mm.